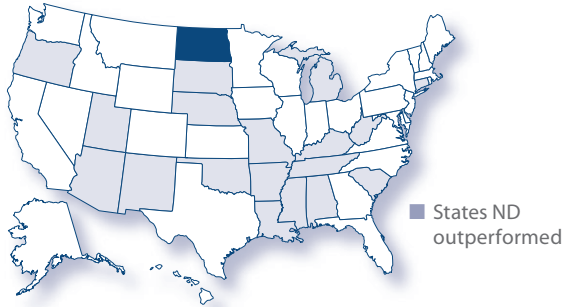


North Dakota

The Peace Garden State

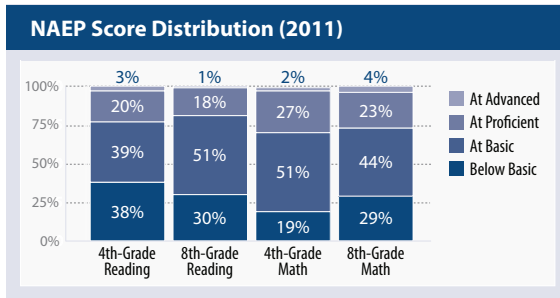
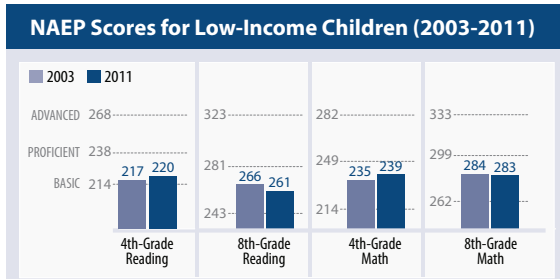


33

Student NAEP Performance Rank

ALEC Historical Ranking

Measures the overall 2011 scores for low-income students (non-ELL and non-IEP) and their gains/losses on the National Assessment of Educational Progress (NAEP) fourth- and eighth-grade reading and mathematics exams from 2003 to 2011



D+

Education Policy Grade

ALEC Historical Grading

2010: D
Contains scores and grades for policies that allow the state's education system to make available high-quality education through accountability, high standards, public- and private-school choice, high-quality teachers, and innovative delivery mechanisms

State Academic Standards	
2009 State Academic Standards	C
Change in State Standards (2003-2009)	Lowered

Charter Schools	
Charter Schools Allowed	No
Charter School Law Grade	—

Home School Regulation Burden	
(A=None, B=Low, C=Moderate, D=High)	D

Private School Choice Programs	
Private School Choice	—
"A" Grade or Multiple Programs	—

Teacher Quality and Policies: Overall Grade	
Delivering Well Prepared Teachers	D
Expanding the Teaching Pool	F
Identifying Effective Teachers	D-
Retaining Effective Teachers	D
Exiting Ineffective Teachers	D+

Online Learning	
State Virtual School or Online-Learning Initiative	Yes
Multi-District Full-Time Online School	No

Spending Levels and Achievement: 4th- and 8th-Grade NAEP Reading Exams Results and Costs

Annual Cost Per Student	4th Grade			8th Grade		
	Cumulative Investment Per Student	Statewide Enrollment	Percent of Students Scoring "Proficient" or Higher	Cumulative Investment Per Student	Statewide Enrollment	Percent of Students Scoring "Proficient" or Higher
\$10,378 (Rank: 38)	\$41,512	6,812	35% (Rank: 17)	\$83,024	7,364	34% (Rank: 15)