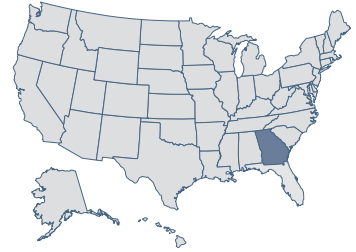


Georgia

20 Economic Performance
Rank: 2009

8 Economic Outlook
Rank: 2009



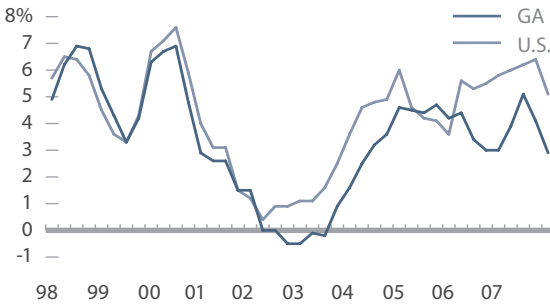
Economic Performance Rank (1=best 50=worst)

A historical measure based on a state's performance (equally weighted average) in the three important performance variables shown below. These variables are highly influenced by state policy.

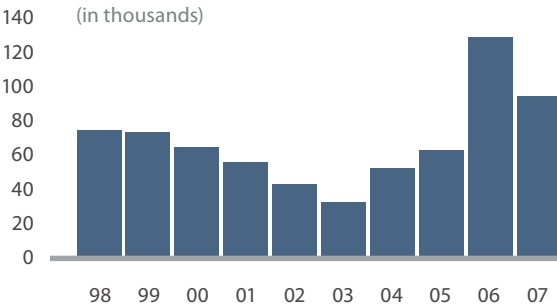
Economic Outlook Rank (1=best 50=worst)

A forecast based on a state's standing (equally weighted average) in the 15 important state policy variables shown below. Data reflect state + local rates and revenues and any effect of federal deductibility.

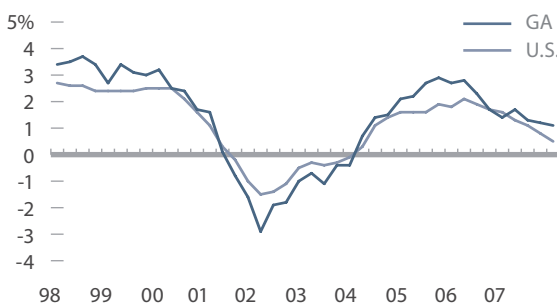
Personal Income Per Capita Cumulative Growth 1997-2007 **38.5%** **Rank: 48**



Absolute Domestic Migration Cumulative 1998-2007 **679,420** **Rank: 4**



Non-Farm Payroll Employment Cumulative Growth 1997-2007 **14.7%** **Rank: 18**



Historical Ranking Comparison
2008 ECONOMIC OUTLOOK RANK **8**

| Variable | Data | Rank |
|--|---------|------|
| Top Marginal Personal Income Tax Rate | 6.00% | 26 |
| Top Marginal Corporate Income Tax Rate | 6.00% | 15 |
| Personal Income Tax Progressivity (change in tax liability per \$1,000 of income) | \$6.53 | 25 |
| Property Tax Burden (per \$1,000 of personal income) | \$30.52 | 24 |
| Sales Tax Burden (per \$1,000 of personal income) | \$23.60 | 29 |
| Remaining Tax Burden (per \$1,000 of personal income) | \$11.95 | 3 |
| Estate/Inheritance Tax Levied? | No | 1 |
| Recently Legislated Tax Changes (2007 & 2008, per \$1,000 of personal income) | -\$0.37 | 20 |
| Debt Service as a Share of Tax Revenue | 5.8% | 6 |
| Public Employees Per 10,000 of Population (full-time equivalent) | 544.4 | 22 |
| State Liability System Survey (tort litigation treatment, judicial impartiality, etc.) | 61.4 | 28 |
| State Minimum Wage (federal floor is \$6.55) | \$6.55 | 1 |
| Average Workers' Compensation Costs (per \$100 of payroll) | \$2.29 | 26 |
| Right-to-Work State? (option to join or support a union) | Yes | 1 |
| Number of Tax or Expenditure Limits (0= least/worst, 3=most/best) | 0 | 29 |