

31

Washington

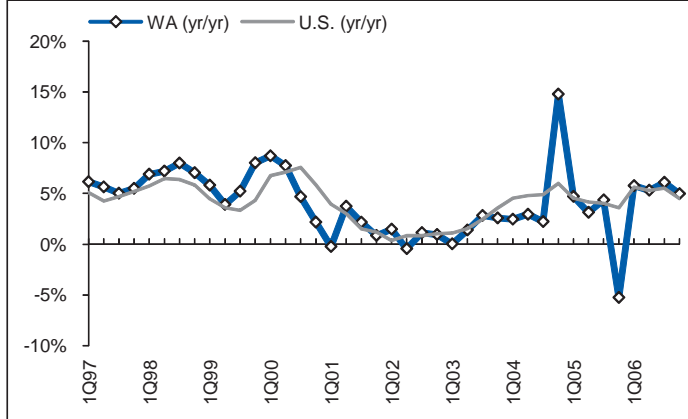
Economic Outlook Rank

Economic Performance Rank 11 (1=best; 50=worst): Based on the state's performance (equal-weighted average) in the three important performance variables shown below. These variables are highly influenced by state policy.

Economic Outlook Rank (1=best; 50=worst): A forward-looking forecast based on the state's standing (equal-weighted average) in the 16 important state policy variables shown below. Data reflect state+local rates and revenues and any effect of federal deductibility.

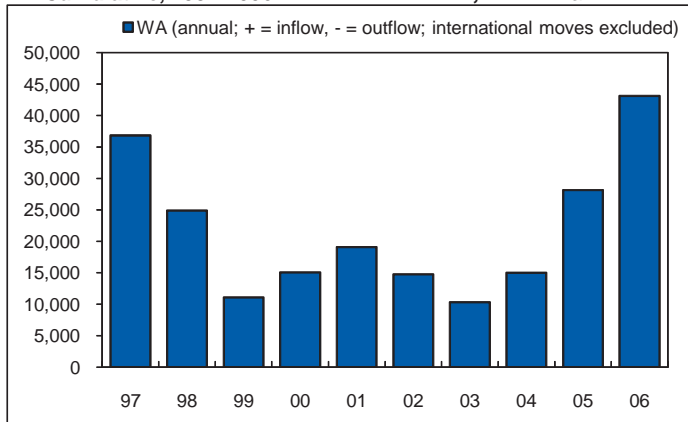
1) Personal Income Per Capita

Cumulative Growth, 1996-2006: 49.3% Rank: 28th



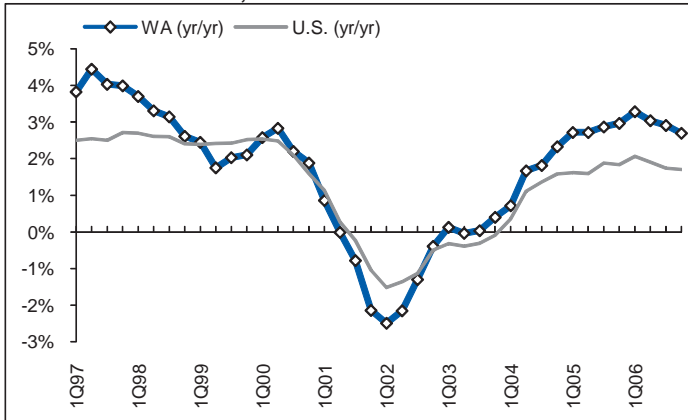
2) Absolute Domestic Migration,

Cumulative, 1997-2006: 218,304 Rank: 10th



3) Non-farm Payroll Employment

Cumulative Growth, 1996-2006: 18.4% Rank: 13th



1) Top Marginal Personal Income

Tax Rate: 0.00% Rank: 1st

2) Top Marginal Corporate Income

Tax Rate: 0.00% Rank: 1st

3) Personal Income Tax Progressivity:

(change in tax liability per \$1,000 income) **\$0.00 Rank: 2nd**

4) Property Tax Burden:

(per \$1,000 of personal income) **\$31.10 Rank: 25th**

5) Sales Tax Burden:

(per \$1,000 of personal income) **\$47.66 Rank: 49th**

6) Remaining Tax Burden:

(per \$1,000 of personal income) **\$25.29 Rank: 44th**

7) Estate/Inheritance Tax

Levied?: Yes Rank: 28th

8) Recent Legislated Tax Changes:

(2005 and 2006, per \$1,000 of personal income) **\$1.62 Rank: 40th**

9) Debt Service as a % of

Total Tax Revenue: 11.1% Rank: 43rd

10) Public Employees Per 10,000

of Population (full-time equivalent): 521.0 Rank: 14th

11) State Liability System Survey:

(tort litigation treatment, judicial impartiality, etc.) **63.7 Rank: 25th**

12) State Minimum Wage:

(federal floor is \$5.85) **\$7.93 Rank: 50th**

13) Avg. Workers' Compensation Costs:

(per \$100 of payroll) **\$2.17 Rank: 15th**

14) Right-To-Work State?:

(optional joining or supporting of a union) **No Rank: 23rd**

15) Number of Tax Expenditure Limits:

(0=least/worst, 3=most/best) **3 Rank: 1st**

16) Education Freedom Index Score:

(vouchers, ease of private/home schooling, etc.) **1.79 Rank: 28th**