

1

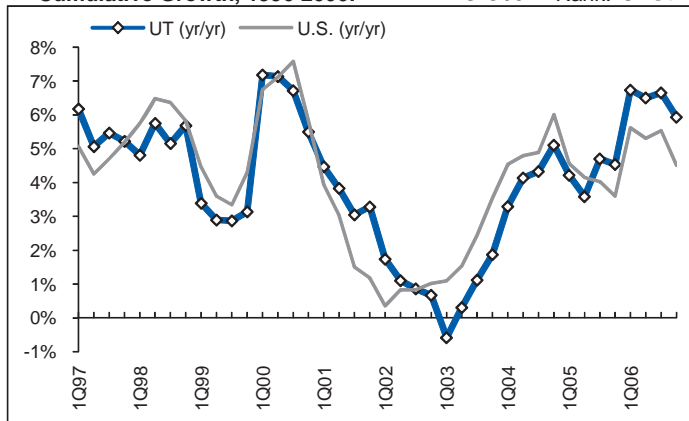
Utah

Economic Outlook Rank

Economic Performance Rank 20 (1=best; 50=worst): Based on the state's performance (equal-weighted average) in the three important performance variables shown below. These variables are highly influenced by state policy.

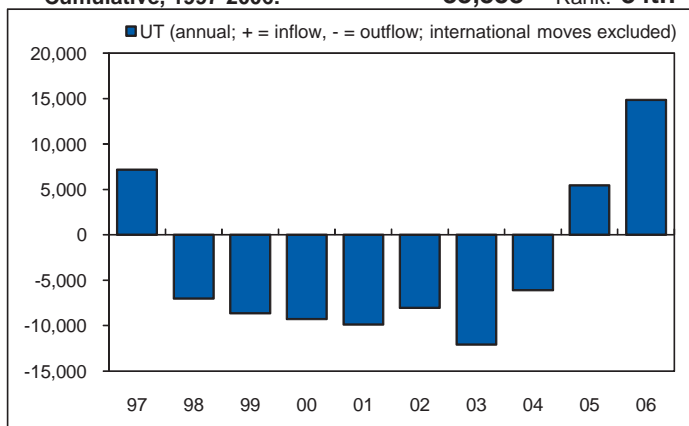
1) Personal Income Per Capita

Cumulative Growth, 1996-2006: 49.0% Rank: 31st



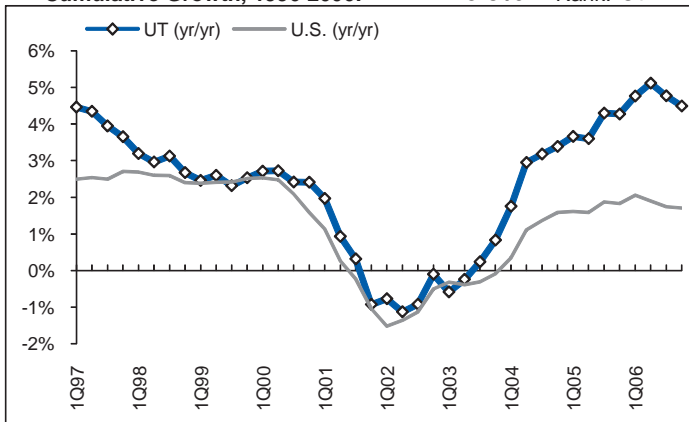
2) Absolute Domestic Migration,

Cumulative, 1997-2006: -33,558 Rank: 34th



3) Non-farm Payroll Employment

Cumulative Growth, 1996-2006: 26.0% Rank: 5th



Economic Outlook Rank (1=best; 50=worst): A forward-looking forecast based on the state's standing (equal-weighted average) in the 16 important state policy variables shown below. Data reflect state+local rates and revenues and any effect of federal deductibility.

1) Top Marginal Personal Income

Tax Rate: 5.35% Rank: 21st

2) Top Marginal Corporate Income

Tax Rate: 5.00% Rank: 9th

3) Personal Income Tax Progressivity:

(change in tax liability per \$1,000 income) **\$0.00 Rank: 2nd**

4) Property Tax Burden:

(per \$1,000 of personal income) **\$27.30 Rank: 13th**

5) Sales Tax Burden:

(per \$1,000 of personal income) **\$32.61 Rank: 38th**

6) Remaining Tax Burden:

(per \$1,000 of personal income) **\$17.47 Rank: 18th**

7) Estate/Inheritance Tax

Levied?: No Rank: 1st

8) Recent Legislated Tax Changes:

(2005 and 2006, per \$1,000 of personal income) **-\$1.91 Rank: 7th**

9) Debt Service as a % of

Total Tax Revenue: 10.3% Rank: 38th

10) Public Employees Per 10,000

of Population (full-time equivalent): 505.0 Rank: 10th

11) State Liability System Survey:

(tort litigation treatment, judicial impartiality, etc.) **67.7 Rank: 9th**

12) State Minimum Wage:

(federal floor is \$5.85) **\$5.85 Rank: 1st**

13) Avg. Workers' Compensation Costs:

(per \$100 of payroll) **\$2.06 Rank: 14th**

14) Right-To-Work State?:

(optional joining or supporting of a union) **Yes Rank: 1st**

15) Number of Tax Expenditure Limits:

(0=least/worst, 3=most/best) **1 Rank: 13th**

16) Education Freedom Index Score:

(vouchers, ease of private/home schooling, etc.) **1.34 Rank: 24th**