

# 19 | North Carolina

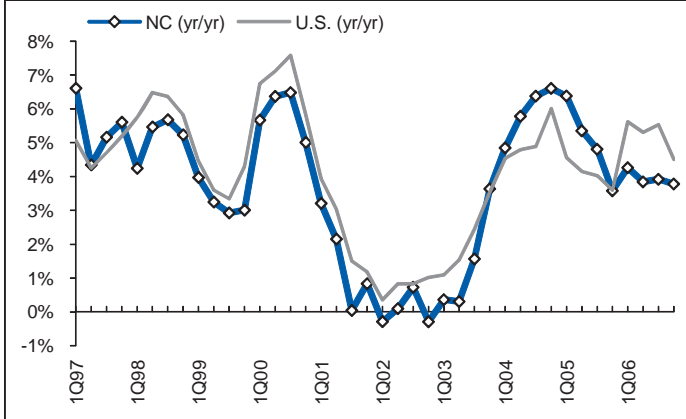
Economic Outlook Rank

**Economic Performance Rank 25 (1=best; 50=worst):** Based on the state's performance (equal-weighted average) in the three important performance variables shown below. These variables are highly influenced by state policy.

**Economic Outlook Rank (1=best; 50=worst):** A forward-looking forecast based on the state's standing (equal-weighted average) in the 16 important state policy variables shown below. Data reflect state+local rates and revenues and any effect of federal deductibility.

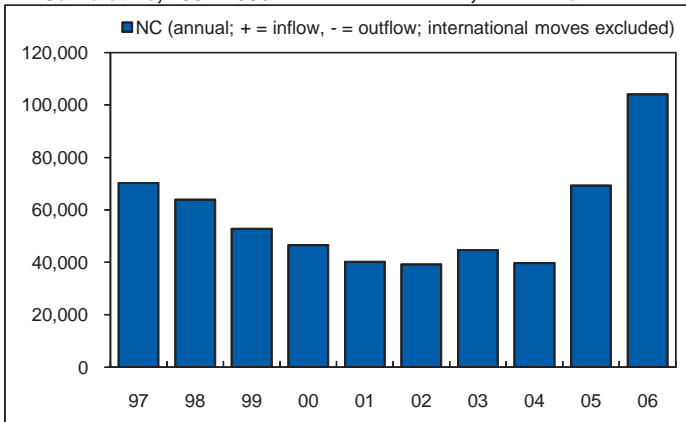
### 1) Personal Income Per Capita

Cumulative Growth, 1996-2006: **44.4%** Rank: **45th**



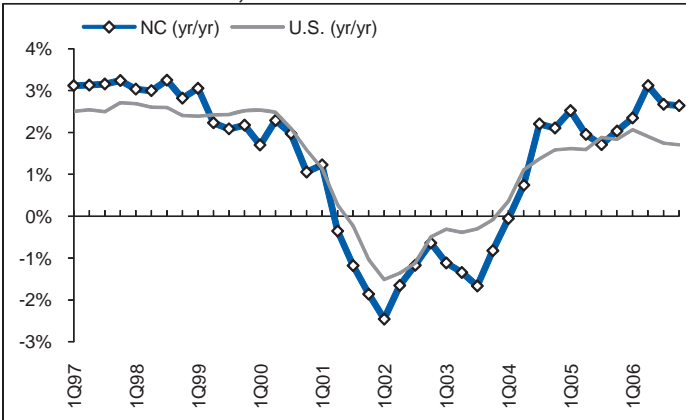
### 2) Absolute Domestic Migration,

Cumulative, 1997-2006: **570,716** Rank: **5th**



### 3) Non-farm Payroll Employment

Cumulative Growth, 1996-2006: **13.7%** Rank: **25th**



### 1) Top Marginal Personal Income

Tax Rate: **8.00%** Rank: **40th**

### 2) Top Marginal Corporate Income

Tax Rate: **6.90%** Rank: **22nd**

### 3) Personal Income Tax Progressivity:

(change in tax liability per \$1,000 income) **\$10.35** Rank: **29th**

### 4) Property Tax Burden:

(per \$1,000 of personal income) **\$25.08** Rank: **11th**

### 5) Sales Tax Burden:

(per \$1,000 of personal income) **\$24.19** Rank: **22nd**

### 6) Remaining Tax Burden:

(per \$1,000 of personal income) **\$17.91** Rank: **20th**

### 7) Estate/Inheritance Tax

Levied?: **Yes** Rank: **28th**

### 8) Recent Legislated Tax Changes:

(2005 and 2006, per \$1,000 of personal income) **\$2.66** Rank: **48th**

### 9) Debt Service as a % of

Total Tax Revenue: **6.8%** Rank: **7th**

### 10) Public Employees Per 10,000

of Population (full-time equivalent): **577.3** Rank: **32nd**

### 11) State Liability System Survey:

(tort litigation treatment, judicial impartiality, etc.) **65.9** Rank: **16th**

### 12) State Minimum Wage:

(federal floor is \$5.85) **\$6.15** Rank: **21st**

### 13) Avg. Workers' Compensation Costs:

(per \$100 of payroll) **\$2.17** Rank: **15th**

### 14) Right-To-Work State?:

(optional joining or supporting of a union) **Yes** Rank: **1st**

### 15) Number of Tax Expenditure Limits:

(0=least/worst, 3=most/best) **1** Rank: **13th**

### 16) Education Freedom Index Score:

(vouchers, ease of private/home schooling, etc.) **1.80** Rank: **27th**