

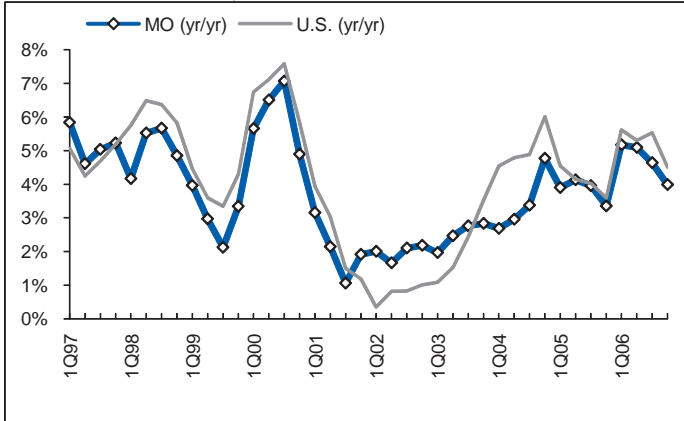
# 17 | Missouri

Economic Outlook Rank

**Economic Performance Rank 39 (1=best; 50=worst):** Based on the state's performance (equal-weighted average) in the three important performance variables shown below. These variables are highly influenced by state policy.

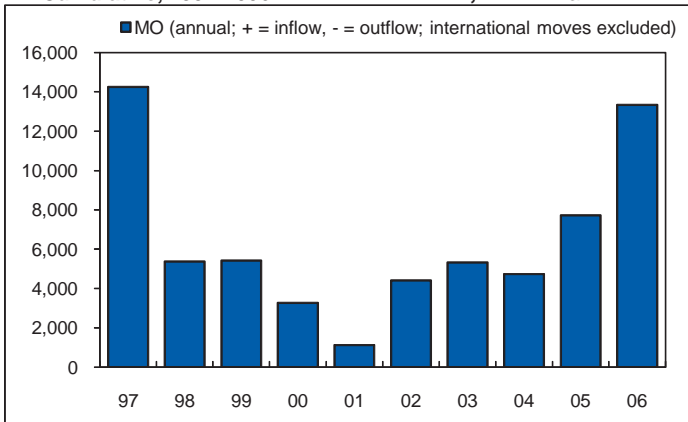
### 1) Personal Income Per Capita

**Cumulative Growth, 1996-2006: 45.0% Rank: 42nd**



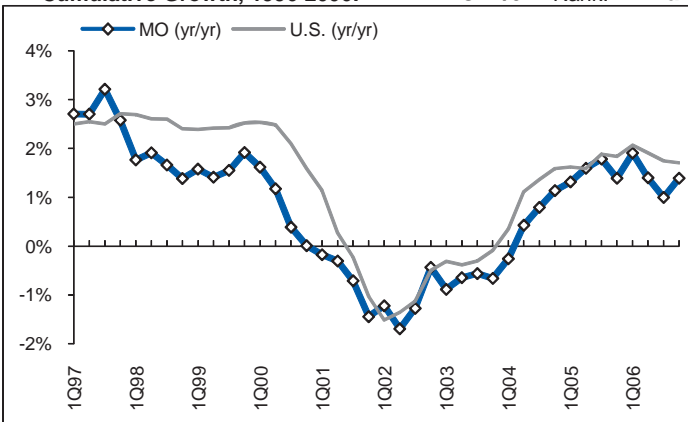
### 2) Absolute Domestic Migration,

**Cumulative, 1997-2006: 64,956 Rank: 17th**



### 3) Non-farm Payroll Employment

**Cumulative Growth, 1996-2006: 8.1% Rank: 42nd**



**Economic Outlook Rank (1=best; 50=worst):** A forward-looking forecast based on the state's standing (equal-weighted average) in the 16 important state policy variables shown below. Data reflect state+local rates and revenues and any effect of federal deductibility.

### 1) Top Marginal Personal Income

**Tax Rate: 7.00% Rank: 32nd**

### 2) Top Marginal Corporate Income

**Tax Rate: 5.81% Rank: 14th**

### 3) Personal Income Tax Progressivity:

**(change in tax liability per \$1,000 income) \$12.96 Rank: 42nd**

### 4) Property Tax Burden:

**(per \$1,000 of personal income) \$25.41 Rank: 12th**

### 5) Sales Tax Burden:

**(per \$1,000 of personal income) \$27.44 Rank: 30th**

### 6) Remaining Tax Burden:

**(per \$1,000 of personal income) \$17.44 Rank: 16th**

### 7) Estate/Inheritance Tax

**Levied?: No Rank: 1st**

### 8) Recent Legislated Tax Changes:

**(2005 and 2006, per \$1,000 of personal income) \$0.29 Rank: 28th**

### 9) Debt Service as a % of

**Total Tax Revenue: 8.2% Rank: 24th**

### 10) Public Employees Per 10,000

**of Population (full-time equivalent): 547.8 Rank: 26th**

### 11) State Liability System Survey:

**(tort litigation treatment, judicial impartiality, etc.) 60.0 Rank: 34th**

### 12) State Minimum Wage:

**(federal floor is \$5.85) \$6.50 Rank: 29th**

### 13) Avg. Workers' Compensation Costs:

**(per \$100 of payroll) \$2.50 Rank: 27th**

### 14) Right-To-Work State?:

**(optional joining or supporting of a union) No Rank: 23rd**

### 15) Number of Tax Expenditure Limits:

**(0=least/worst, 3=most/best) 3 Rank: 1st**

### 16) Education Freedom Index Score:

**(vouchers, ease of private/home schooling, etc.) 2.26 Rank: 8th**