



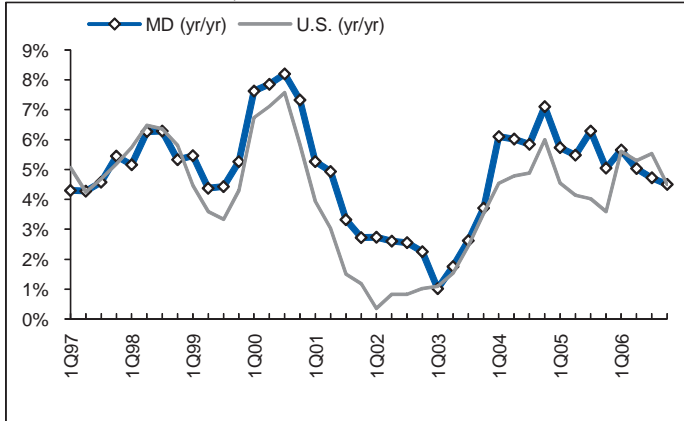
32 | Maryland

Economic Outlook Rank

Economic Performance Rank 12 (1=best; 50=worst): Based on the state's performance (equal-weighted average) in the three important performance variables shown below. These variables are highly influenced by state policy.

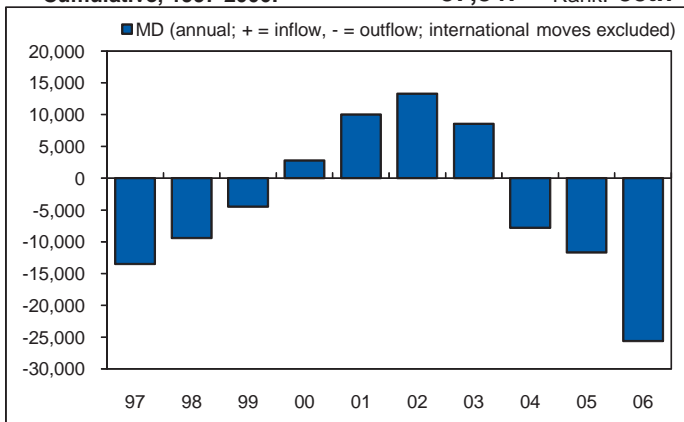
1) Personal Income Per Capita

Cumulative Growth, 1996-2006: 60.8% Rank: 4th



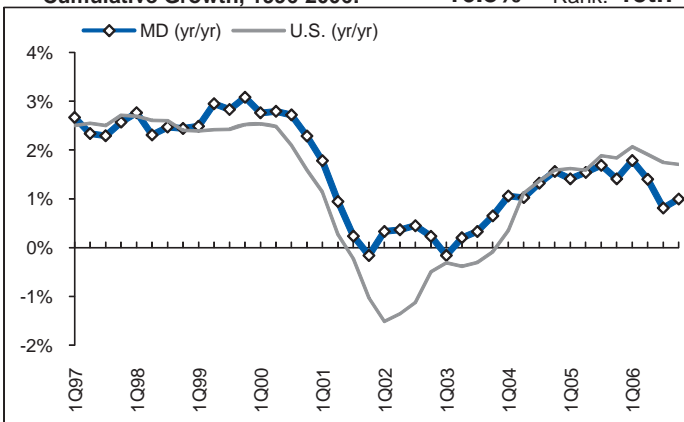
2) Absolute Domestic Migration,

Cumulative, 1997-2006: -37,847 Rank: 35th



3) Non-farm Payroll Employment

Cumulative Growth, 1996-2006: 16.8% Rank: 15th



Economic Outlook Rank (1=best; 50=worst): A forward-looking forecast based on the state's standing (equal-weighted average) in the 16 important state policy variables shown below. Data reflect state+local rates and revenues and any effect of federal deductibility.

1) Top Marginal Personal Income

Tax Rate: 7.80% Rank: 37th

2) Top Marginal Corporate Income

Tax Rate: 7.00% Rank: 24th

3) Personal Income Tax Progressivity:

(change in tax liability per \$1,000 income) **\$5.28 Rank: 21st**

4) Property Tax Burden:

(per \$1,000 of personal income) **\$28.18 Rank: 16th**

5) Sales Tax Burden:

(per \$1,000 of personal income) **\$12.68 Rank: 6th**

6) Remaining Tax Burden:

(per \$1,000 of personal income) **\$21.99 Rank: 35th**

7) Estate/Inheritance Tax

Levied?: Yes Rank: 28th

8) Recent Legislated Tax Changes:

(2005 and 2006, per \$1,000 of personal income) **\$0.75 Rank: 38th**

9) Debt Service as a % of

Total Tax Revenue: 7.0% Rank: 9th

10) Public Employees Per 10,000

of Population (full-time equivalent): 518.4 Rank: 12th

11) State Liability System Survey:

(tort litigation treatment, judicial impartiality, etc.) **61.7 Rank: 29th**

12) State Minimum Wage:

(federal floor is \$5.85) **\$6.15 Rank: 21st**

13) Avg. Workers' Compensation Costs:

(per \$100 of payroll) **\$2.03 Rank: 12th**

14) Right-To-Work State?:

(optional joining or supporting of a union) **No Rank: 23rd**

15) Number of Tax Expenditure Limits:

(0=least/worst, 3=most/best) **0 Rank: 29th**

16) Education Freedom Index Score:

(vouchers, ease of private/home schooling, etc.) **1.37 Rank: 46th**