

15 | Arkansas

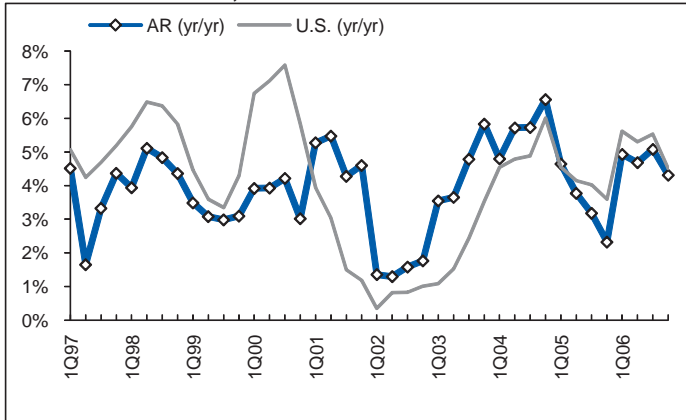
Economic Outlook Rank

Economic Performance Rank 32 (1=best; 50=worst): Based on the state's performance (equal-weighted average) in the three important performance variables shown below. These variables are highly influenced by state policy.

Economic Outlook Rank (1=best; 50=worst): A forward-looking forecast based on the state's standing (equal-weighted average) in the 16 important state policy variables shown below. Data reflect state+local rates and revenues and any effect of federal deductibility.

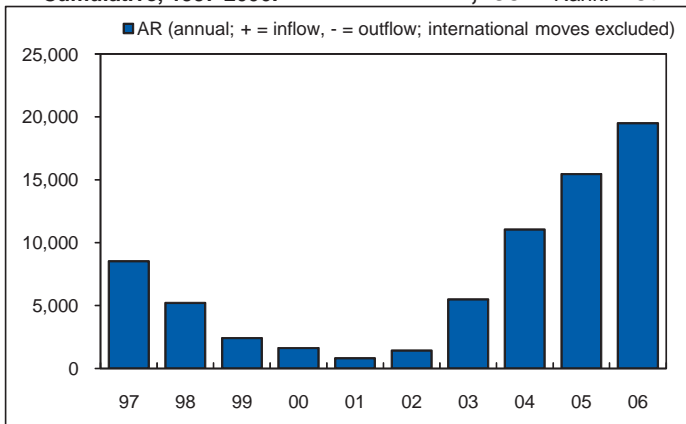
1) Personal Income Per Capita

Cumulative Growth, 1996-2006: **47.6%** Rank: **37th**



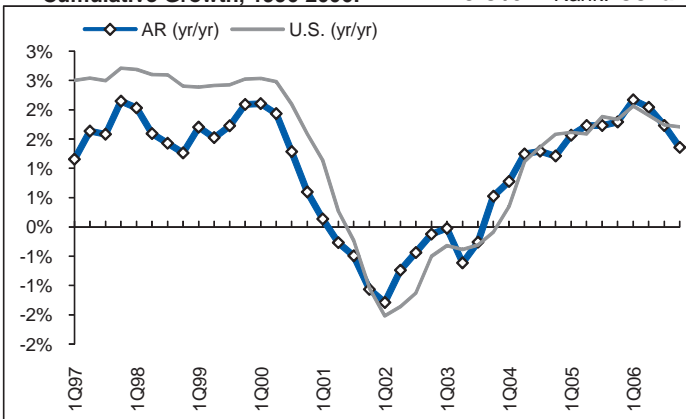
2) Absolute Domestic Migration,

Cumulative, 1997-2006: **71,495** Rank: **15th**



3) Non-farm Payroll Employment

Cumulative Growth, 1996-2006: **10.3%** Rank: **33rd**



1) Top Marginal Personal Income

Tax Rate: **7.00%** Rank: **33rd**

2) Top Marginal Corporate Income

Tax Rate: **6.50%** Rank: **19th**

3) Personal Income Tax Progressivity:

(change in tax liability per \$1,000 income) **\$12.57** Rank: **39th**

4) Property Tax Burden:

(per \$1,000 of personal income) **\$16.07** Rank: **3rd**

5) Sales Tax Burden:

(per \$1,000 of personal income) **\$41.33** Rank: **46th**

6) Remaining Tax Burden:

(per \$1,000 of personal income) **\$16.73** Rank: **11th**

7) Estate/Inheritance Tax

Levied?: **No** Rank: **1st**

8) Recent Legislated Tax Changes:

(2005 and 2006, per \$1,000 of personal income) **-\$0.45** Rank: **12th**

9) Debt Service as a % of

Total Tax Revenue: **6.9%** Rank: **8th**

10) Public Employees Per 10,000

of Population (full-time equivalent): **576.1** Rank: **30th**

11) State Liability System Survey:

(tort litigation treatment, judicial impartiality, etc.) **56.5** Rank: **41st**

12) State Minimum Wage:

(federal floor is \$5.85) **\$6.25** Rank: **26th**

13) Avg. Workers' Compensation Costs:

(per \$100 of payroll) **\$1.59** Rank: **4th**

14) Right-To-Work State?:

(optional joining or supporting of a union) **Yes** Rank: **1st**

15) Number of Tax Expenditure Limits:

(0=least/worst, 3=most/best) **1** Rank: **13th**

16) Education Freedom Index Score:

(vouchers, ease of private/home schooling, etc.) **1.76** Rank: **32nd**